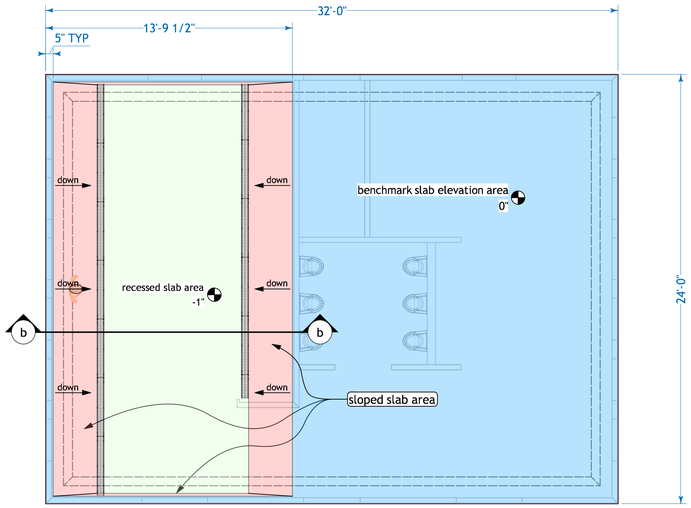

a bath house foundation
Scale: 1/4" = 1'-0"

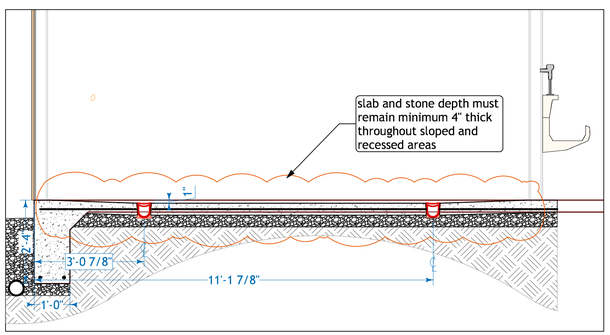

b foundation section / trench drain detail
Scale: 1/2" = 1'-0"

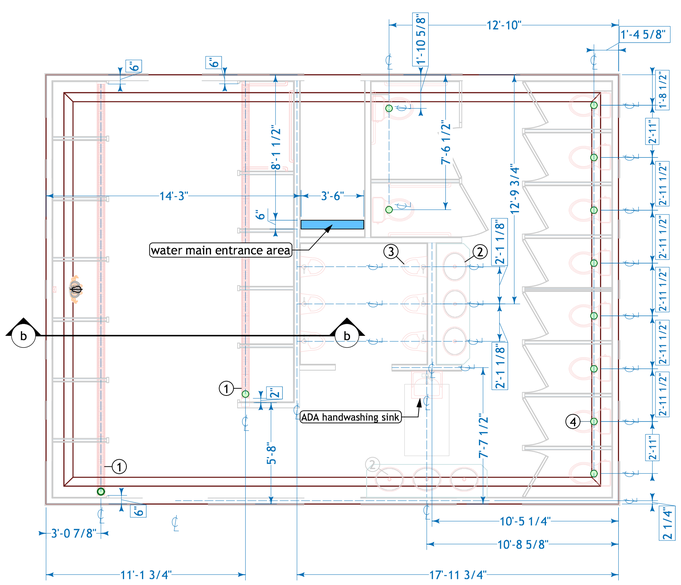

c DWV plumbing layout
Scale: 1/4" = 1'-0"

FRAMING NOTES

1. all exterior dimensions and interior dimensions to face of exterior wall are measured to face of 1/2" sheathing
2. all wall plates attached to slab are to have EPDM building gaskets stapled to underside of both edges to prevent water migration under walls
3. all fasteners through treated wall plates to be ACQ rated
4. all shower and toilet partition walls to be installed only after roofing is complete

DOOR & WINDOW SCHEDULE

designation	type	RO width	RO height	header height	header size
a	door	3'1 1/2"	6'11"	6'11"	(2) 2x6
b	window opening	3'8"	2'4"	7'5"	(2) 2x6
c	window opening	3'0"	2'0"	7'5"	(2) 2x6
d	window opening	2'4"	1'5"	7'5"	(2) 2x4

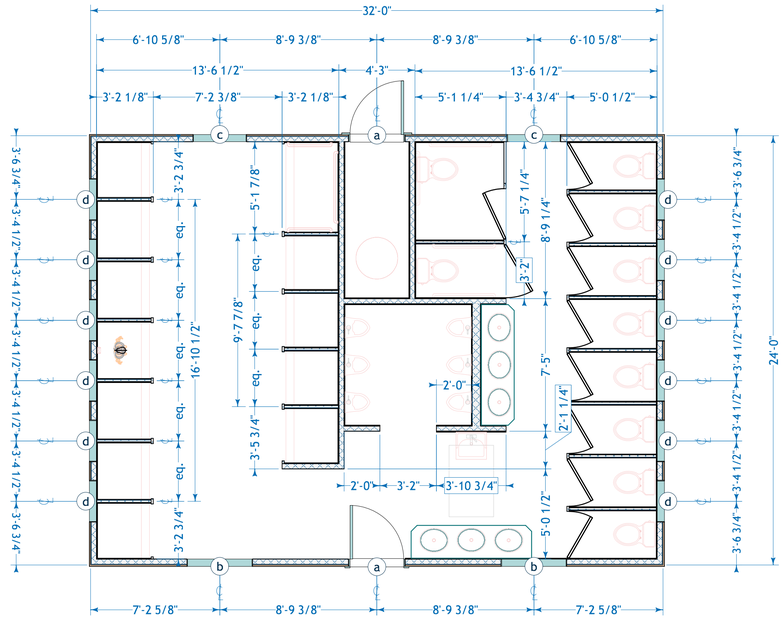

d floor plan
Scale: 1/4" = 1'-0"

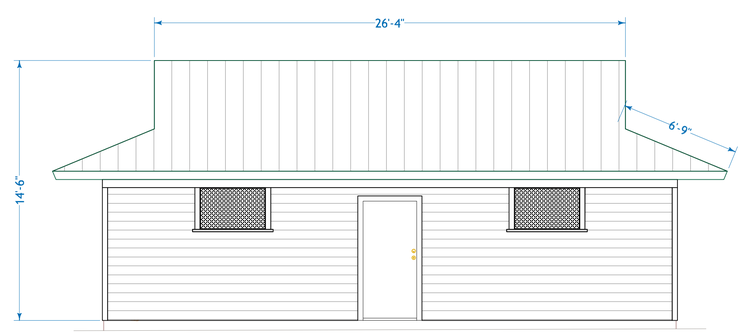

e front elevation
Scale: 1/4" = 1'-0"

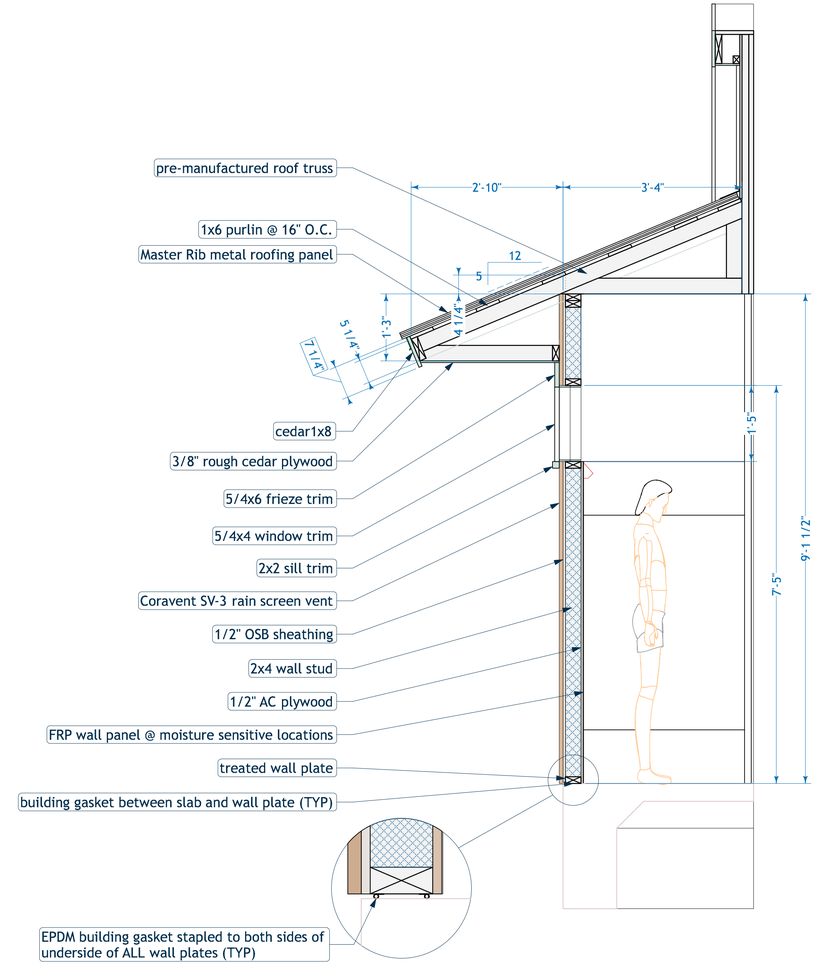

g wall detail
Scale: 3/4" = 1'-0"

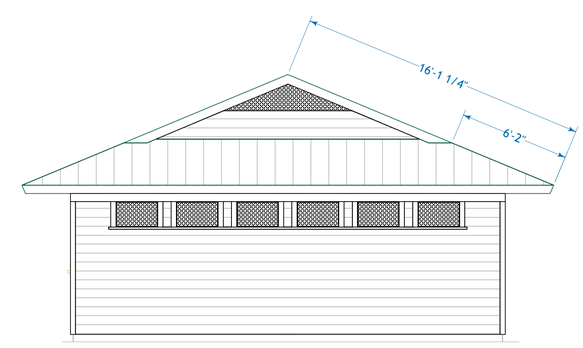

f left side view
Scale: 1/4" = 1'-0"

general notes

A. all dimensions are measured from slab/form edge to center line of plumbing fixture

plumbing notes

1. Polylock trench drain to be assembled and installed on center line as noted; must be installed a minimum 2" from wall on ends and recessed from surface of concrete to allow for positive drainage of shower water (see section detail); individual drain section(s) include multiple knockouts in bottom for 3" or 4" DWV pipe--plumbing professional to determine best location for knockout drainage
2. 2" DWV sch40 riser for handwashing sink(s) / riser may be split to catch all (3) sinks
3. 2" DWV sch40 connection @ 16" to C/L above slab for urinal(s), TYP
4. 4" DWV sch40 riser for toilet @ slab elevation (TYP)

sheet # 4 of 4

design by: Andrew Watkins
date: 5/26/15
revision:
notes:

project title: Camp River's Bend LLC
boy's camp on the cowpasture river

sheet title: bath house

ANDREW WATKINS
custom homebuilding inc
34609 mountain valley rd • millboro, va 24460
540/290.0351 • www.andrewwatkins.com